



## AISI 316 Skin- and Tube Fittings

We only use stainless steel AISI 316 for our skin- (through hull) and tube fittings to be able to supply a very reliable product produced for utmost safety and longest lifetime. Different materials should not be used in combination, as galvanic corrosion can occur. AISI 316 for eminent corrosion resistance in sea water.

Be aware that most ball valves in stainless steel AISI 316 only carry a ball of stainless steel 304. Our range of ball valves have housing, axles, as well as balls in stainless steel AISI 316 and seatings in PTFE (Teflon)

Our ball valves, skin- and tube fittings are CE approved



Lock nut



Countersunk skin fitting



Skin fitting



Hose nipple

Cat.no.	Sizes	Cat.no.	Sizes	Cat.no.	Sizes	Cat.no.	Sizes
821411	3/8"	821140	1/2" x 45 mm	821150	1/2" x 45 mm	821350	1/2" x 21 mm
821412	1/2"	821141	3/4" x 50 mm	821151	3/4" x 50 mm	821351	3/4" x 26 mm
821413	3/4"	821142	1" x 50 mm	821152	1" x 50 mm	821352	1" x 33 mm
821414	1"	821143	1 1/4" x 50 mm	821153	1 1/4" x 50 mm	821353	1 1/4" x 42 mm
821415	1 1/4"	821144	1 1/2" x 55 mm	821154	1 1/2" x 55 mm	821354	1 1/2" x 48 mm
821416	1 1/2"	821145	2" x 80 mm	821155	2" x 80 mm	821355	2" x 59 mm
821417	2"	Also available in lengths of 70 and 100 mm - please see our price list.		Also available in lengths of 70 and 100 mm - please see our price list.			



Hose nipple 3/8" - 3/4"



Hose nipple 1" - 2"



Elbow 90



Street elbow 90

Cat.no.	Sizes	Cat.no.	Sizes	Cat.no.	Sizes	Cat.no.	Sizes
821339	3/8" x 8 mm	821343	1" x 25 mm	821361	3/8"	821371	3/8"
821340	1/2" x 9 mm	821336	1" x 32 mm	821362	1/2"	821372	1/2"
821341	1/2" x 14 mm	821344	1 1/4" x 32 mm	821363	3/4"	821373	3/4"
821334	1/2" x 16 mm	821335	1 1/4" x 38 mm	821364	1"	821374	1"
821338	1/2" x 19 mm	821345	1 1/2" x 39 mm	821365	1 1/4"	821375	1 1/4"
821342	3/4" x 19 mm	821346	2" x 51 mm	821366	1 1/2"	821376	1 1/2"
821337	3/4" x 25 mm			821367	2"	821377	2"



Elbow 45



Hexagon bushing



Hexagon nipple



Socket plain



Tee

Cat.no.	Sizes	Cat.no.	Sizes	Cat.no.	Sizes	Cat.no.	Sizes	Cat.no.	Sizes
821381	3/8"	821391	3/8"- 1/4"	821401	3/8"	821421	3/8"	821431	3/8"
821382	1/2"	821392	1/2"- 3/8"	821402	1/2"	821422	1/2"	821432	1/2"
821383	3/4"	821393	3/4"- 1/2"	821403	3/4"	821423	3/4"	821433	3/4"
821384	1"	821394	1"- 3/4"	821404	1"	821424	1"	821434	1"
821385	1 1/4"	821395	1 1/4"- 1"	821405	1 1/4"	821425	1 1/4"	821435	1 1/4"
821386	1 1/2"	821396	1 1/2"- 1 1/4"	821406	1 1/2"	821426	1 1/2"	821436	1 1/2"
821387	2"	821397	2"- 1 1/2"	821407	2"	821427	2"	821437	2"

# Ball Valves - Shackles - Springs - Split Rings - Swivels



Ball valve



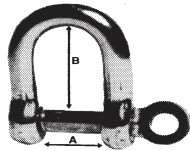
Fillerserve for water intake



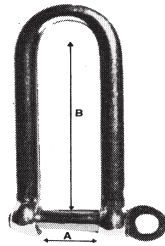
3-way (L) Ball valve

Cat.no.	Sizes	Cat.no.	Sizes	Cat.no.	Sizes
821249	3/8"	821130	For skin fittings up to 1"	821262	3/4"
821250	1/2"	821131	For skin fittings up to 2"	821263	1"
821251	3/4"			821264	1 1/4"
821252	1"			821265	1 1/2"
821253	1 1/4"				
821254	1 1/2"				
821255	2"				

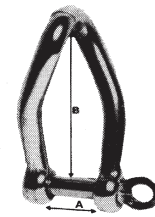
All stainless steel AISI 316



Shackle, screwed pin with eye

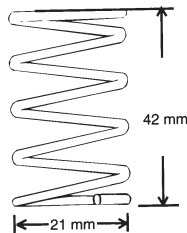


Shackle, screwed pin with eye

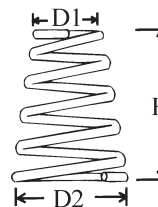


Shackle twisted, screwed pin with eye

Cat.no.	Size	Dimensions A	Dimensions B	Breaking load	Cat.no.	Sizes	Dimensions A	Dimensions B	Breaking load	Cat.no.	Sizes	Dimensions A	Dimensions B	Breaking load
810601	M5	10 mm	17 mm	1500 kg	810615	M5	11 mm	40 mm	1600 kg	810610	M5	11 mm	20 mm	1200 kg
810602	M6	12 mm	19 mm	1800 kg	810616	M6	14 mm	50 mm	1950 kg	810611	M6	14 mm	25 mm	1750 kg
810603	M8	16 mm	30 mm	4300 kg	810617	M8	16 mm	64 mm	3000 kg	810612	M8	16 mm	32 mm	2500 kg
810604	M10	20 mm	33 mm	5700 kg										
810605	M12	24 mm	40 mm	8000 kg										
810607	M14	28 mm	48 mm	11000 kg										
810618	M5		bow	1200 kg										



Spring cylindrical



Spring conic



Split rings

Cat.no.	Dimensions B x H	Cat.no.	Dimensions D1 x D2 x H	Cat.no.	Dimensions
810915	21 x 42 mm	810916	12 x 21 x 33 x 2.0 mm	821101	1.00 x 11 mm
		810942	18 x 33 x 39 x 3.0 mm	821102	1.25 x 15 mm
		810943	20 x 42 x 44 x 3.5 mm	821103	1.50 x 19 mm
		810944	29 x 59 x 45 x 5.0 mm	821104	2.00 x 23 mm



Swivel



Swivel plate



Base eye plate



Pad Eye

Cat.no.	Width	Pin	Cat.no.	Base Dia.	Fastenings	Cat.no.	Base size	Fastenings	Cat.no.	Base Dia.	Fastenings
00724	10 x 10 mm	5 mm	00725	42 mm	4 x 4 mm	00726	54 x 80 mm	4 x 6 mm	00727	50 mm	4 x 6 mm
									00728	60 mm	4 x 8 mm
									00729	75 mm	4 x 10 mm
									00730	100 mm	4 x 12 mm